



## MOON MOUNTAIN DISTRICT | SONOMA VALLEY




At Hamel, our winegrowing philosophy starts with a deep understanding of our volcanic mountain estate vineyards and extends through dry farming and organic and biodynamic farming practices to connect our wines to the energy, complexity, and resonance of the terroir. We have adapted our winemaking methods to the unique character of our volcanic terroir and have developed restraint in technique to enhance the specific expression of our estate vineyards.



# NUNS CANYON VINEYARD

## VOLCANIC MICRO TERROIR | MOON MOUNTAIN DISTRICT



Cabernet Sauvignon



Cabernet Franc



Grenache



Mourvèdre




Sauvignon Blanc



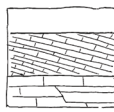
Fallow

p0




Silty clay from weathered basalt

p1



Silty shallow highly fractured basalt

p2



Very stony shallow silty fractured basalt over weathered iron rich basalt

p3




Very stony shallow silty fractured basalt over weathered iron rich basalt

p4



Silty weathered basalt

p5



Shallow silty weathered basalt over compressed clay

p6



Weathered silty basalt over stony fractured basalt

p7



Extremely stony fractured basalt with clay

p8



Extremely stony minimally fractured basalt



Visit our interactive map

For seven years and counting, we have worked closely with renown terroir specialist Pedro Parra to map our vineyards, meter by meter, along their complex and nuanced contours. Across the dynamic volcanic soil formed through ancient eruptions and lava flows, we have been able to isolate, farm and vinify small-scale micro-terroirs of land that we refer to as polygons, individually based on the changing character of the underlying soil. This meticulous micro-terroir approach has become foundational to our winegrowing philosophy.